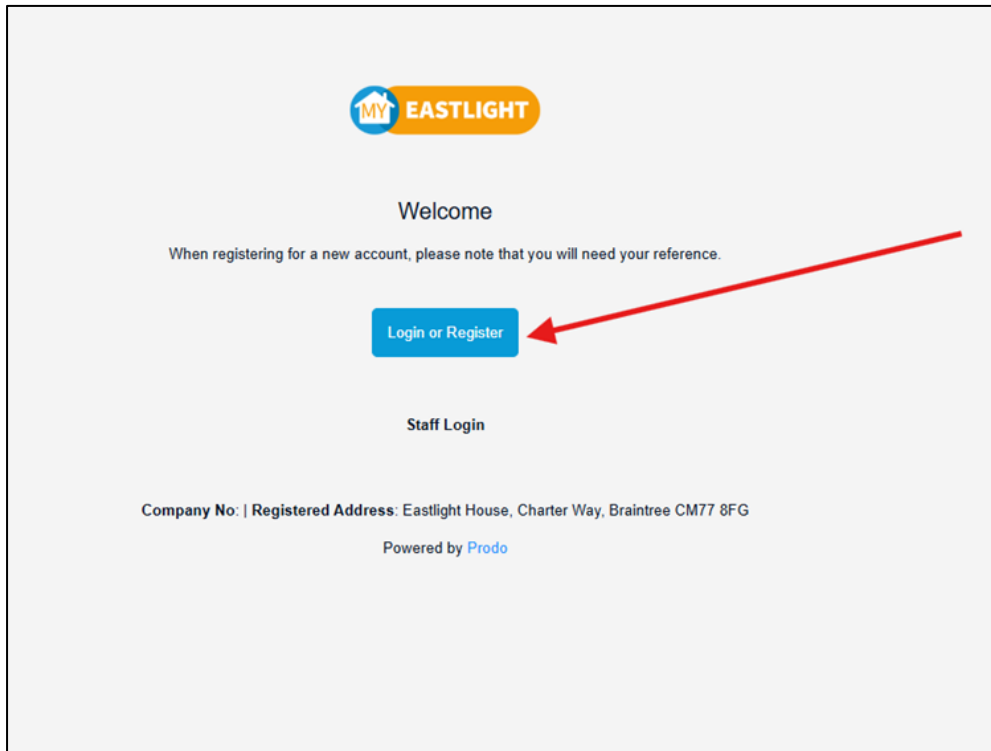
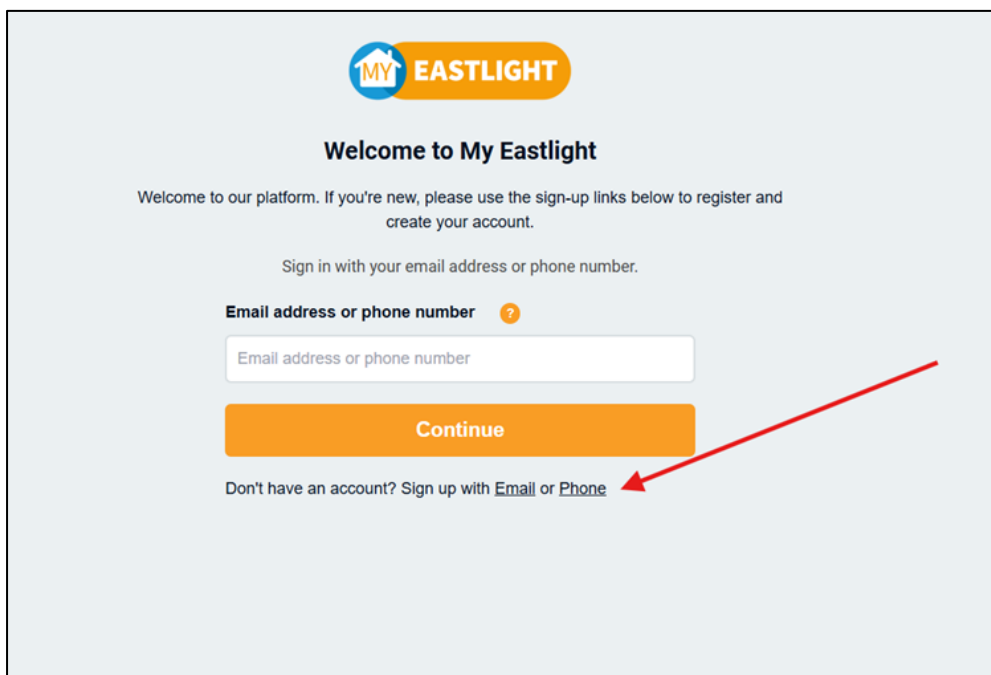


## Registering new tenants; and all leaseholders and shared owners

1. Click the 'Login or Register' button



2. Click on either the 'Email' or 'Phone' link at the bottom to create an account using either your email address or mobile phone number



3. Enter your email address or mobile phone number, depending on which option you chose, then click the 'Send verification code' button

**MY EASTLIGHT**

### Welcome to My Eastlight

To get started, please enter your email address below. We'll send you a verification code to confirm your identity. Once verified, you can complete your registration and create your account.

Please provide the following details.

Verification is necessary. Please click Send button.

**Email Address** ?

This information is required.

Email Address

**Send verification code**

**Cancel**

4. You'll receive either an email or text with a code from Microsoft

**Microsoft on behalf of Eastlight Community Homes** <msonlineserviceteam@microsoftonline.com>

To: [redacted] Tue 21/10/25 7:47 AM

Some content in this message has been blocked because the sender isn't in your Safe senders list. [Trust sender](#) [Show blocked content](#)

**CAUTION - EXTERNAL EMAIL:** This email originated from outside of your organization. DO NOT reply, click links or open attachments unless you recognize the sender and know the content is safe.

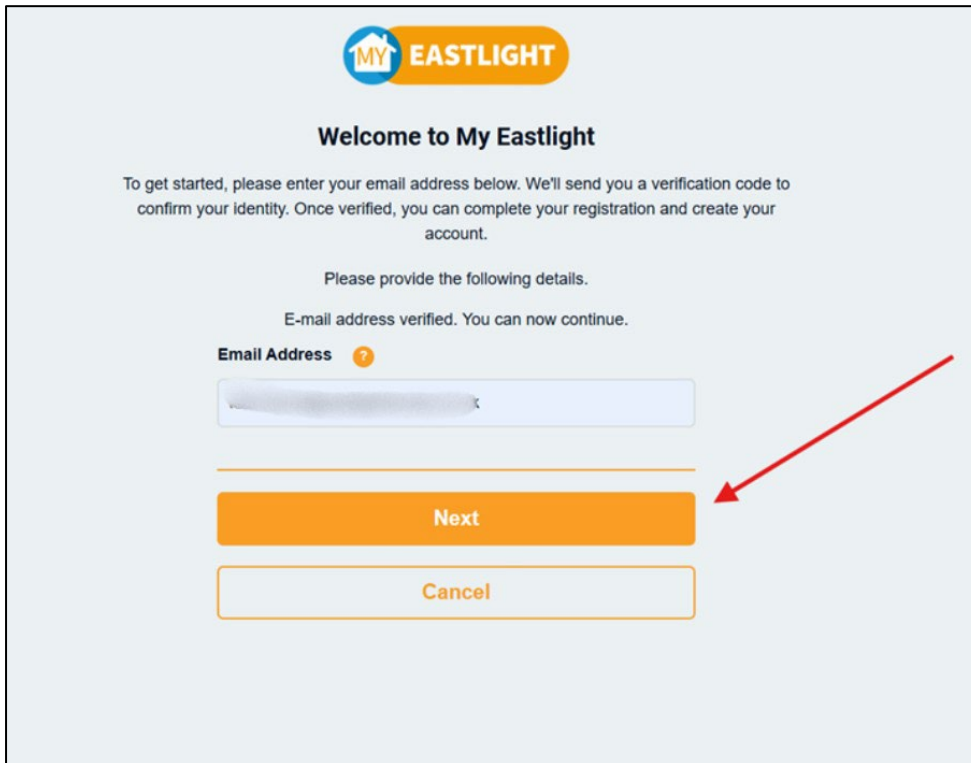
## Verify your email address

Thanks for verifying your [redacted] account!

**Your code is: 038230**

Sincerely,  
Eastlight Community Homes

5. Click the 'Next' button under your email address or mobile phone number



**MY EASTLIGHT**

### Welcome to My Eastlight

To get started, please enter your email address below. We'll send you a verification code to confirm your identity. Once verified, you can complete your registration and create your account.

Please provide the following details.

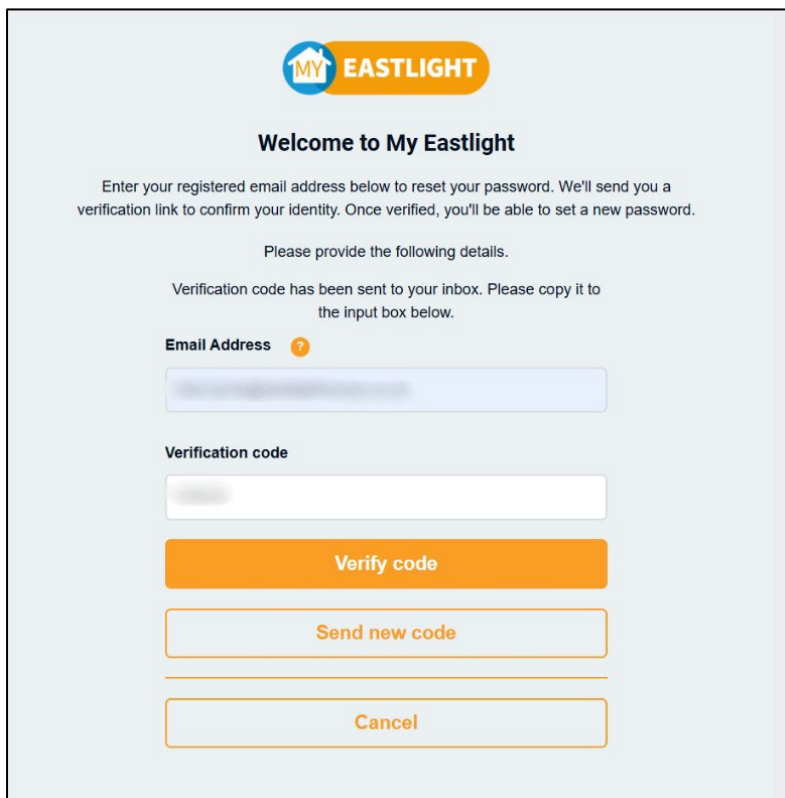
E-mail address verified. You can now continue.

**Email Address** ?

**Next**

**Cancel**

6. Enter the verification code and click the 'Verify code' button



**MY EASTLIGHT**

### Welcome to My Eastlight

Enter your registered email address below to reset your password. We'll send you a verification link to confirm your identity. Once verified, you'll be able to set a new password.

Please provide the following details.

Verification code has been sent to your inbox. Please copy it to the input box below.

**Email Address** ?

**Verification code**

**Verify code**

**Send new code**

**Cancel**

7. Fill out all your details and create a password and confirm. Click the 'Create' button to give you access to your portal account. If you don't have your Tenancy Reference Number, please contact our Customer Services Team, as you won't be able to register without it .

### Welcome to My Eastlight

To get started, please enter your email address below. We'll send you a verification code to confirm your identity. Once verified, you can complete your registration and create your account.

Please provide the following details.

**First Name**

**Last Name** ?

**Date Of Birth**

Day

▼

Month

▼

Year

▼

**Tenancy Reference Number** ?

---

**New Password**

**Confirm New Password**

---

Create

Cancel